



Side to Side Condor™ Lite with Sidekick

LCD & Keyboard Mount with Secondary Surface



Condor Lite



Features:

- 180° side to side motion
- Can be mounted directly to wall channel
- Integrated cable management
- Color options available (white is standard)
- As little as 4" (11 cm) deep, perfect for columns or hallways
- 9" or 12" (23 cm or 30 cm) single and dual arm lengths available
- Swivel arm provides lateral functionality
- Tilt, swivel, portrait and landscape adjustments
- 30 lbs (13.6 kg) single arm rating
- 15 lbs (6.8 kg) extension arm rating
- Articulating arm allows caregivers to chart while maintaining eye contact with patients
- Ergonomically friendly negative tilt keyboard tray
- Sealed keyboard tray for infection control
- Optional sidekick secondary surface
- CPU mounts available in various sizes
- Includes both 75/100 mm VESA mounting plates

Sidekick Features:

- Integrated LED light with switch
- Large work surface with spill guard edge
- Magnetic whiteboard surface
- Single hand adjustment
- Optional integrated RFID reader

Compact Folding



Flush Options (4" [11 cm] Deep)



Dual Screen Options



Sidekick Secondary Surface



Suggested Configurations

Sidekicks are available for all models. Examples below are shown without Sidekick. (Replace KEYBRDF with KEYBRDD for Sidekick).

Configuration - 01

Part Numbers:

SSM-LCD-45
KEYBRDF-SSM4
MRS-S034




- Includes flush LCD SSM arm – provides tilt and swivel
- Includes flush keyboard SSM arm – provides swivel and negative tilt
- Folds to less than 10" (25.4 cm) from wall
- Keyboard extends 23" (58.42 cm) from wall

Configuration - 02

Part Numbers:

SSM-LCD-45
KEYBRDF-SSM0
MRS-S034



- Includes flush LCD SSM arm – provides tilt and swivel
- Includes 12" (30 cm) keyboard SSM arm – provides swivel, articulation and negative tilt
- Folds to less than 10" (25.4 cm) from wall
- Keyboard extends 33" (83.82 cm) from wall

Configuration - 03

Part Numbers:

SSM-LCD-45
KEYBRDF-SSM1
MRS-S034



- Includes flush LCD SSM arm – provides tilt and swivel
- Includes 12" x 12" (30 cm x 30 cm) keyboard SSM arm – provides swivel, articulation and negative tilt
- Folds to less than 10" (25.4 cm) from wall
- Keyboard extends 43" (109.22 cm) from wall

Configuration - 04

Part Numbers:

SSM-LCD-05
KEYBRDF-SSM0
MRS-S034



- Includes 12" (30 cm) LCD SSM arm – provides tilt, articulation and swivel
- Includes 12" (30 cm) keyboard SSM arm – provides swivel, articulation and negative tilt
- Folds to less than 10" (25.4 cm) from wall
- Keyboard extends 33" (83.82 cm) from wall, LCD extends 17" (43.18 cm) from wall

Configuration - 05

Part Numbers:

SSM-LCD-05
KEYBRDF-SSM1
MRS-S034



- Includes 12" (30 cm) LCD SSM arm – provides tilt, articulation and swivel
- Includes 12" x 12" (30 cm x 30 cm) keyboard SSM arm – provides swivel, articulation and negative tilt
- Folds to less than 10" (25.4 cm) from wall
- Keyboard extends 43" (109.22 cm) from wall, LCD extends 17" (43.18 cm) from wall

Configuration - 06

Part Numbers:

SSM-LCD-15
KEYBRDF-SSM1
MRS-S034



- Includes 12" x 12" (30 cm x 30 cm) LCD SSM arm – provides tilt, articulation and swivel
- Includes 12" x 12" (30 cm x 30 cm) keyboard SSM arm – provides swivel, articulation and negative tilt
- Folds to less than 10" (25.4 cm) from wall
- Keyboard extends 43" (109.22 cm) from wall, LCD extends 27" (68.58 cm) from wall

Configuration - 07

Part Numbers:

SSM-LCD-F5
KEYBRD4-SSM4
MRS-S034



- Includes ultra flush LCD mount
- Includes ultra flush keyboard SSM arm – provides negative tilt
- Folds less than 4" (11 cm) from the wall
- Keyboard extends 17" (43.18 cm) from wall

Configuration - 08

Part Numbers:

SSM-054
MON-DUAL-0L-0L
KEYBRDF-SSM4
MRS-S034



- Includes dual screen mount – provides tilt, swivel and articulation for both monitors
- Includes flush keyboard SSM arm – provides swivel and negative tilt
- Folds to less than 10" (25.4 cm) from wall
- Keyboard extends 23" (58.42 cm) from wall

Configuration - 09

Part Numbers:

SSM-054
MON-DUAL-0L-0L
KEYBRDF-SSM1
MRS-S034



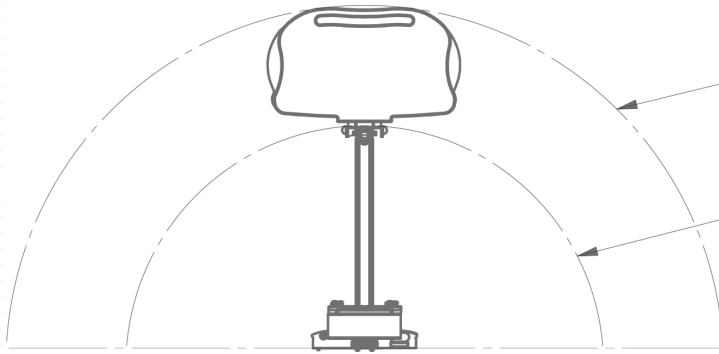
- Includes dual screen mount – provides tilt, swivel and articulation for both monitors
- Includes 12" x 12" (30 cm x 30 cm) keyboard SSM arm – provides swivel and negative tilt
- Folds to less than 10" (25.4 cm) from wall
- Keyboard extends 43" (109.22 cm) from wall

* MRS-S048 available for applications with a CPU Mount

* CPU Mount sold separately

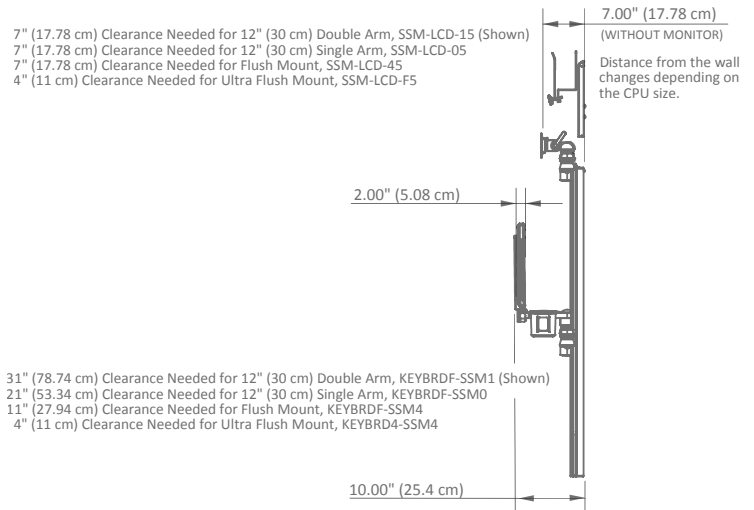
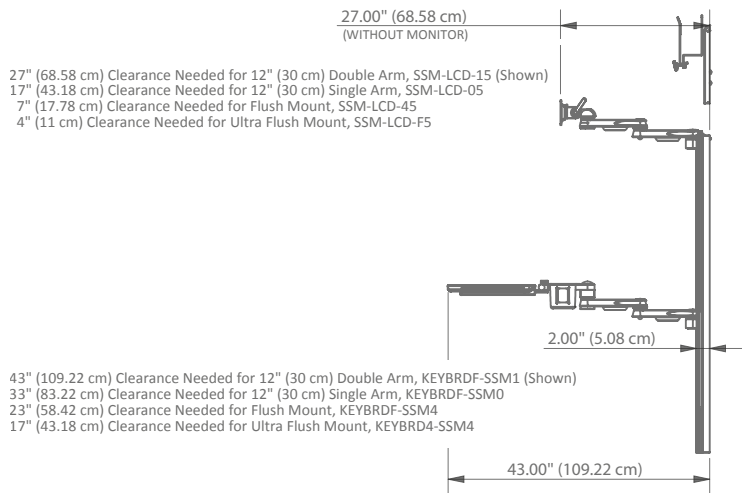
NOTE: All dimensions are not exact

Technical Drawings



- 48" (121.92cm) Clearance Needed for 12" Double Arm, KEYBRDF-SSM1 (Shown)
- 38" (96.52cm) Clearance Needed for 12" Single Arm, KEYBRDF-SSM0
- 28" (71.12cm) Clearance Needed for Flush Mount, KEYBRDF-SSM4
- 24" (60.96cm) Clearance Needed for Ultra Flush Mount, KEYBRD4-SSM4

- 32" (81.28cm) Clearance Needed for 12" Double Arm, SSM-LCD-15 (Shown)
- 22" (55.88cm) Clearance Needed for 12" Single Arm, SSM-LCD-05
- 12" (30.48cm) Clearance Needed for Flush Mount, SSM-LCD-45
- 12" (30.48cm) Clearance Needed for Ultra Flush Mount, SSM-LCD-F5



NOTE: All dimensions are not exact

Computer Mounting Accessories

Power **Bar**



- Hospital grade, 4 power outlets
- 120 VAC, 60Hz

Part Number: PWRBAR4-MON

Power **Holder**



- Holds most power adapters for PCs, patient monitors and LCDs

Part Number: PWRHLD-MON


Cord **Wrap**



- Ideal for Managing wires and cords

Part Number: CORDWRAP

LCD **Handle**



- Ergonomic handles can be added to any Amico LCD mount
- Knuckle guard protects walls and user's hands
- Weight: 4.3lbs (1.9kg)

Part Number: MON-LCD-HANDLE

Horizontal **Rail**



- Good for holding barcode readers, printers and other accessories

Call for part number.

Bar Code Scanner **Holder**



- Universal bar code scanner holder

Call for part number.

Wire **Baskets**



10"W x 06"D x 09" H
(25.4 cm x 15.24 cm x 22.86 cm)
White wire basket
Part No: 100609-MON-BB



13"W x 09"D x 07" H
(33.02 cm x 22.86 cm x 17.78 cm)
BP cuff basket
Part No: CUFBASK-MON

All baskets can be sterilized

Printer **Mounts**



- Mounts most portable printers to conveniently print at the bedside

CPU **Mounts**



- Available Sizes:
- 1.5" - 3" (3.81 cm - 7.62 cm)
Part No: CPUMNT1-MON
- 1.5" - 7" (3.81 cm - 17.78 cm)
Part No: CPUMNTA-MON
- 7" - 9.5" (17.78 cm - 24.13 cm)
Part No: CPUMNT4-MON



- Thin client mount behind LCD
- 10" x 10" x 1.75"
(25.4 cm x 25.4 cm x 4.45 cm)
- 10" x 10" x 3"
(25.4 cm x 25.4 cm x 7.62 cm)



- Enclosed CPU Mount



- Tangent Rugged Mini mount

NOTE: All dimensions are not exact.

Distributed By:

Please visit www.amico.com for all technical specifications, installation instructions, detailed AutoCAD drawings and more Mounting Solutions.

